

HURON CITY SCHOOL DISTRICT

Treasurer's Report

Randy Drewyor, Treasurer/CFO



Monthly Financial Report – December 2020

1. *Cash Reconciliation*
2. *Cash Summary – All Funds (separate document)*
3. *Disbursement Summary (separate document)*
4. *Investment Portfolio*
5. *Monthly Financial Report (narrative of cash flows) (separate document)*
6. *General Fund Financial Report (spreadsheet and graphic)*
7. *Federal & State Grants*

Huron City School District

Investment Portfolio

As of December 31, 2020

Star Ohio

Money Market

<u>Term</u>	<u>Amount</u>	<u>Interest</u>	<u>Interest Paid</u>	<u>Maturity</u>
n/a	\$1,261,641.54	0.25%	monthly	n/a

Star Ohio Plus

Money Market

<u>Term</u>	<u>Amount</u>	<u>Interest</u>	<u>Interest Paid</u>	<u>Maturity Date</u>
n/a	\$150,236.30	0.25%	monthly	n/a

Morgan Stanley

CD

<u>Term</u>	<u>Amount</u>	<u>Interest</u>	<u>Interest Paid</u>	<u>Maturity</u>
	\$101,931.99	0.35%	monthly	5/3/21

UBS

Fixed Income

<u>Term</u>	<u>Amount</u>	<u>Interest</u>	<u>Interest Paid</u>	<u>Maturity</u>
Varies	\$1,418,181.44	varies	monthly	varies

Fifth Third

Money Market

<u>Term</u>	<u>Amount</u>	<u>Interest</u>	<u>Interest Paid</u>	<u>Maturity</u>
n/a	\$698,205.22	0.33%	monthly	n/a

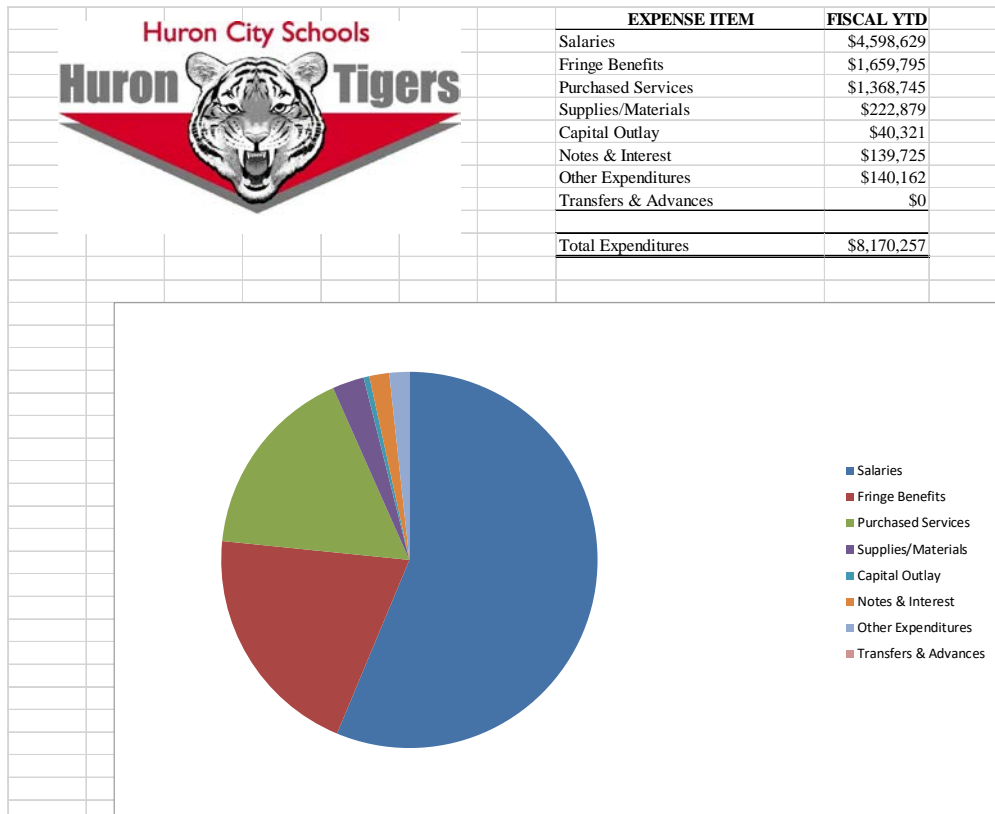
Total	\$3,629,197.49			
--------------	-----------------------	--	--	--

Fiscal Year 2020-2021								
December 2020								
GENERAL FUND								
HURON CITY SCHOOL DISTRICT	Budget FY 20-21	Current Fiscal YTD	% of Total		Actual FY 19-20	Prior Fiscal YTD	% of Total	% CHANGE FY 21 TO FY 20
REVENUE								
Beginning Cash Balance		4,407,001				5,608,948		
Real Estate Taxes	9,955,466	4,302,108	43.2%		9,770,688	4,208,200	43.1%	2.2%
Public Utilities Personal Property	741,877	397,497	53.6%		698,646	332,643	47.6%	19.5%
Unrestricted State Aid	2,047,473	1,011,360	49.4%		2,081,551	787,655	37.8%	28.4%
Restricted State Aid	49,484	15,082	30.5%		27,800	8,234	29.6%	83.2%
Property Tax Allocation - Rollback & Homestead	1,354,871	648,528	47.9%		1,362,547	653,126	47.9%	
Tuition	978,593	439,652	44.9%		988,484	205,629	20.8%	113.8%
Interest	95,542	7,729	8.1%		127,391	49,221	38.6%	-84.3%
All other	335,635	213,426	63.6%		338,630	87,729	25.9%	143.3%
Total General Fund Revenue	15,558,941	7,035,382	45.2%		15,395,737	6,332,436	41.1%	11.1%
EXPENSES								
Salaries	8,588,073	4,598,629	53.5%		8,515,854	3,019,591	35.5%	52.3%
Benefits	3,267,727	1,659,795	50.8%		3,113,224	1,093,315	35.1%	51.8%
Purchased Services	3,364,596	1,368,745	40.7%		3,287,950	826,424	25.1%	65.6%
Supplies	464,962	222,879	47.9%		433,289	229,405	52.9%	-2.8%
Capital Outlay	83,714	40,321	48.2%		80,906	46,746	57.8%	-13.7%
Notes & Interest	142,087	139,725	98.3%		142,087	142,087	100.0%	-1.7%
Other Expenses	317,450	140,162	44.2%		311,689	171,515	55.0%	-18.3%
Transfers & Advances Out	75,000	0	0.0%		100,000	0	0.0%	0.0%
Total General Fund Expenses	16,303,609	8,170,257	50.1%		15,984,999	5,529,084	34.6%	47.8%
Net Cash Flow Fiscal Year to Date								
		(1,134,876)				803,353		
Ending Cash Balance		3,272,126				6,412,300		
Outstanding Purchase Orders		1,818,046				976,824		
Unencumbered Cash Balance		1,454,080				5,435,476		
True Days Cash		33				124		
Estimated Cost Per Day		44,667				43,795		

Huron City Schools

Huron

Tigers





Huron City School District

Federal Programs Summary FY2021

Program Name:	Fund/SCC	Initial Allocation:	Total Revenues:	Total Expenses:	Cash Balance:	Encumbrances:	Remaining Balance:
Title I - Improving Basic Programs	572.9021	\$262,594.79	\$64,584.88	\$84,890.57	-\$20,305.69	\$1,535.25	\$176,168.97
Title IIA - Supporting Effective Instruction	590.9021	\$38,327.14	\$1,250.00	\$7,291.55	-\$6,041.55	\$7,608.30	\$23,427.29
Title IV - Student Support and Academic Enrichment	599.9021	\$23,063.18	\$2,723.78	\$3,564.02	-\$840.24	\$0.00	\$19,499.16
IDEA-B - Special Education	516.9021	\$313,873.34	\$83,591.37	\$109,127.09	-\$25,535.72	\$0.00	\$204,746.25
IDEA Early Childhood Special Education	587.9021	\$10,113.05	\$7,813.42	\$11,527.83	-\$3,714.41	\$0.00	-\$1,414.78
ESSER	507.9021	\$193,663.50	\$52,425.19	\$102,786.37	-\$50,361.18	\$33,300.00	\$57,577.13
Student Wellness	467.9020	\$488,016.72	\$317,858.89	\$54,978.95	\$262,879.94	\$31,992.41	\$401,045.36
Broadband/Ohio Connectivity	510.9121	\$40,290.00	\$25,328.60	\$25,328.60	\$0.00	\$3,570.87	\$11,390.53
State CARES	510.9021	\$60,976.03	\$60,152.77	\$60,979.03	-\$826.26	\$4,645.56	-\$4,648.56
Early Childhood Education - State	439.9021	\$64,000.00	\$25,239.84	\$33,025.58	-\$7,785.74	\$0.00	\$30,974.42
Totals:		\$1,494,917.75	\$640,968.74	\$493,499.59	\$147,469.15	\$82,652.39	\$918,765.77

Activity through December 31, 2020

HURON CITY SCHOOL DISTRICT

Cash Summary Report

Full Account Code	Description	Initial Cash	MTD Received	FYTD Received	MTD Expended	FYTD Expended	Fund Balance	Encumbrance	Unencumbered Balance
001-0000	GENERAL FUND	\$ 4,353,632.51	\$ 319,714.17	\$ 7,035,381.92	\$ 1,582,299.78	\$ 8,170,257.23	\$ 3,218,757.20	\$ 1,818,045.71	\$ 1,400,711.49
001-9194	BUS PURCHASE ALLOWANCE	53,368.84	0.00	0.00	0.00	0.00	53,368.84	0.00	53,368.84
002-9002	BOND RETIRE - HURON PUBLIC LIBRARY	312,635.26	0.00	127,360.44	0.00	276,582.04	163,413.66	16,598.75	146,814.91
003-9004	PERMANENT IMPROVEMENT FUND	114,462.96	0.00	217,772.21	29,706.56	369,819.08	(37,583.91)	57,408.88	(94,992.79)
006-0000	FOOD SERVICE FUND	0.00	46,833.32	169,010.26	46,562.41	236,498.92	(67,488.66)	91,293.66	(158,782.32)
006-9020	SANDI LUNCH FUND	9,827.46	0.00	2,695.00	0.00	0.00	12,522.46	0.00	12,522.46
007-9001	MEMORIAL SCHOLARSHIP FUND	41,859.60	0.00	5,000.00	0.00	16,783.00	30,076.60	2,000.00	28,076.60
007-9003	BOYS SOCCER SCHOLARSHIP	10,002.45	0.00	0.00	0.00	1,500.00	8,502.45	0.00	8,502.45
007-9004	FOOTBALL SCHOLARSHIPS	5,292.82	0.00	0.00	0.00	0.00	5,292.82	900.00	4,392.82
007-9005	SWIMMING SCHOLARSHIPS	1,751.89	0.00	0.00	0.00	500.00	1,251.89	0.00	1,251.89
007-9006	ADDISON AND OZELMA WILES SCHOLARSHIP FUND	2,230.98	0.00	0.00	0.00	0.00	2,230.98	0.00	2,230.98
007-9009	HURON STRONG - COVID-19 DONATIONS	28,193.17	0.00	0.00	0.00	28,080.00	113.17	99.95	13.22
007-9011	LEIDHEISER SCHOLARSHIP TRUST FUND	321.07	0.00	0.00	0.00	0.00	321.07	0.00	321.07
007-9015	POPPY ROTH LEE MISCHLER MEMORIAL FUND	8,678.00	0.00	0.00	0.00	0.00	8,678.00	2,000.00	6,678.00
007-9016	CROSS COUNTRY SCHOLARSHIP FUND	1,253.08	0.00	1,003.15	0.00	1,000.00	1,256.23	500.00	756.23
007-9017	TRACK SCHOLARSHIP FUND	839.17	0.00	0.00	0.00	600.00	239.17	0.00	239.17
007-9020	SCOTT KLAIBER MEMORIAL CROSS COUNTRY SCHOLARSHIP	8,115.00	0.00	167.00	0.00	2,000.00	6,282.00	0.00	6,282.00
007-9030	National Jr Honor Society Scholarship	0.00	0.00	0.00	0.00	0.00	0.00	0.00	0.00
007-9050	TIGER FUND GRANT	17,452.61	0.00	1,931.00	0.00	0.00	19,383.61	2,282.08	17,101.53
007-9051	WELLNESS INITIATIVE	7,464.09	0.00	9,920.00	0.00	23.45	17,360.64	625.00	16,735.64
007-9060	WOODLANDS EDUCATIONAL GARDEN	1,051.30	0.00	115.00	0.00	100.00	1,066.30	0.00	1,066.30
007-9070	HURON FALLEN SOLDIER MEMORIAL	1,611.24	0.00	0.00	0.00	0.00	1,611.24	650.00	961.24
007-9075	MC CORMICK FUND RAISING - DIAMOND JUBILEE	7,251.81	0.00	0.00	0.00	0.00	7,251.81	779.77	6,472.04
007-9090	SATANTA VONTHRON SCHOLARSHIP FUND	20,439.29	0.00	0.00	0.00	4,000.00	16,439.29	0.00	16,439.29
018-9002	HS BUILDING FUND	9,633.65	0.00	309.23	64.57	124.54	9,818.34	0.00	9,818.34
018-9003	MCCORMICK BUILDING FUND	9,425.40	0.00	115.86	0.00	0.00	9,541.26	0.00	9,541.26
018-9005	WOODLANDS BUILDING FUND	13,160.68	0.00	640.00	0.00	688.50	13,112.18	0.00	13,112.18
018-9006	WOODLANDS PLAYGROUND FUND	1.00	0.00	0.00	0.00	0.00	1.00	0.00	1.00
018-9007	SHAWNEE BUILDING FUND	4,534.21	250.00	1,830.22	200.00	903.00	5,461.43	1,331.93	4,129.50
019-0000	OTHER GRANT	0.00	0.00	0.00	0.00	0.00	0.00	0.00	0.00

HURON CITY SCHOOL DISTRICT

Cash Summary Report

Full Account Code	Description	Initial Cash	MTD Received	FYTD Received	MTD Expended	FYTD Expended	Fund Balance	Encumbrance	Unencumbered Balance
019-9019	DORN FOUNDATION GRANT	\$ 0.00	\$ 0.00	\$ 10,000.00	\$ 0.00	\$ 10,000.00	\$ 0.00	\$ 0.00	\$ 0.00
019-9020	ERIE COUNTY MENTAL HEALTH BOARD GRANT	0.00	0.00	10,969.00	0.00	10,955.91	13.09	0.00	13.09
019-9021	OCCRRA COVID PRESCHOOL GRANT	0.00	4,502.00	21,483.00	0.00	0.00	21,483.00	0.00	21,483.00
019-9116	OHIO SPACE GRANT	503.02	0.00	950.00	598.00	598.00	855.02	299.00	556.02
019-9219	ERIE COUNTY COMMUNITY FOUNDATION GRANT FY19	0.23	0.00	0.00	0.00	0.00	0.23	0.00	0.23
022-0000	DISTRICT AGENCY FUND - PUBLIC LIBRARY	0.00	0.00	16,981.35	16,733.41	16,981.35	0.00	0.00	0.00
022-9016	STATE TOURNAMENT ACCOUNT	691.59	3,200.00	5,990.00	4,447.10	4,644.33	2,037.26	0.00	2,037.26
200-9020	CLASS OF 2020	9,933.44	0.00	0.00	0.00	0.00	9,933.44	0.00	9,933.44
200-9021	CLASS OF 2021	3,786.44	0.00	(45,226.00)	0.00	(46,560.00)	5,120.44	0.00	5,120.44
200-9022	CLASS OF 2022	0.00	300.00	300.00	586.75	586.75	(286.75)	8,913.25	(9,200.00)
200-9209	NATIONAL HONOR SOCIETY	4,279.37	163.65	225.00	0.00	715.75	3,788.62	1,049.25	2,739.37
200-9210	MCCORMICK NATIONAL HONOR SOCIETY	3,968.36	0.00	0.00	0.00	0.00	3,968.36	30.00	3,938.36
200-9211	HIGH SCHOOL YEARBOOK	8,165.24	0.00	850.00	0.00	99.00	8,916.24	0.00	8,916.24
200-9213	HIGH SCHOOL STUDENT COUNCIL	13,355.97	0.00	0.00	0.00	1,414.16	11,941.81	396.10	11,545.71
200-9214	TEEN LEADERSHIP CORPS	2,262.78	0.00	1,000.00	0.00	270.38	2,992.40	729.62	2,262.78
200-9216	HS SPEECH AND DEBATE	51.05	0.00	0.00	0.00	0.00	51.05	0.00	51.05
200-9220	MCCORMICK STUDENT COUNCIL	6,834.92	0.00	0.00	0.00	0.00	6,834.92	751.61	6,083.31
200-9221	HIGH SCHOOL - MODEL UN	0.00	(4,400.00)	0.00	0.00	0.00	0.00	4,700.00	(4,700.00)
200-9222	HIGH SCHOOL ART CLUB	1,302.39	0.00	0.00	0.00	0.00	1,302.39	0.00	1,302.39
200-9232	MCCORMICK YEARBOOK	1,499.91	0.00	0.00	0.00	673.35	826.56	0.00	826.56
200-9234	STEAM CONCESSIONS - MCCORMICK	592.26	0.00	0.00	0.00	0.00	592.26	100.00	492.26
200-9241	HIGH SCHOOL ACADEMIC CHALLENGE TEAM	2,044.59	0.00	600.00	0.00	0.00	2,644.59	1,202.00	1,442.59
300-0000	ATHLETICS - HURON CITY SCHOOLS	29,030.76	5,034.77	39,630.87	7,985.77	66,357.57	2,304.06	11,702.46	(9,398.40)
300-9020	HALL OF FAME BANQUET	127.67	0.00	0.00	0.00	0.00	127.67	3,220.00	(3,092.33)
300-9215	HURON VOCAL MUSIC PROGRAM	25,195.79	0.00	0.00	0.00	0.00	25,195.79	0.00	25,195.79
300-9220	BIDDY BOYS BASKETBALL	4,086.40	4,315.00	4,315.00	100.00	2,770.00	5,631.40	3,750.00	1,881.40
300-9221	BIDDY BASEBALL	4.10	0.00	180.00	0.00	0.00	184.10	0.00	184.10
300-9222	BIDDY BOYS GOLF	1,094.99	0.00	0.00	0.00	316.12	778.87	0.00	778.87
300-9223	BIDDY TRACK (BOYS AND GIRLS)	4,352.58	0.00	0.00	0.00	0.00	4,352.58	(152.00)	4,504.58
300-9224	BIDDY BOYS SOCCER	7,578.02	0.00	0.00	0.00	0.00	7,578.02	500.00	7,078.02
300-9225	BIDDY CHEERLEADING	5,577.18	0.00	3,156.51	0.00	4,249.20	4,484.49	0.00	4,484.49
300-9226	BIDDY CROSS COUNTRY	18,114.15	0.00	9,122.82	864.00	3,593.91	23,643.06	2,077.89	21,565.17

HURON CITY SCHOOL DISTRICT

Cash Summary Report

Full Account Code	Description	Initial Cash	MTD Received	FYTD Received	MTD Expended	FYTD Expended	Fund Balance	Encumbrance	Unencumbered Balance
300-9227	BIDDY FOOTBALL	\$ 9,324.02	\$ 0.00	\$ 13,530.25	\$ 260.00	\$ 7,537.15	\$ 15,317.12	\$ 1,441.36	\$ 13,875.76
300-9228	BIDDY GIRLS GOLF	0.00	0.00	2,000.00	0.00	616.03	1,383.97	60.00	1,323.97
300-9229	BIDDY GIRLS SOCCER	2,124.25	0.00	425.74	0.00	806.25	1,743.74	847.19	896.55
300-9230	BIDDY GIRLS BASKETBALL	8,822.22	4,567.00	6,317.00	50.00	3,835.52	11,303.70	5,986.32	5,317.38
300-9232	BIDDY GIRLS TENNIS	1,031.20	336.00	836.00	0.00	257.56	1,609.64	100.00	1,509.64
300-9233	BIDDY SOFTBALL	5,175.23	0.00	0.00	0.00	0.00	5,175.23	0.00	5,175.23
300-9234	BIDDY SWIMMING	957.03	0.00	0.00	0.00	0.00	957.03	0.00	957.03
300-9235	BIDDY VOLLEYBALL	11,941.59	0.00	6,970.10	0.00	4,908.58	14,003.11	2,872.30	11,130.81
300-9236	BIDDY WRESTLING	4,003.18	0.00	0.00	0.00	0.00	4,003.18	1,220.00	2,783.18
300-9237	BIDDY BOWLING TEAM	3,731.55	0.00	0.00	0.00	182.66	3,548.89	194.34	3,354.55
300-9238	BIDDY BOYS TENNIS	571.08	0.00	0.00	0.00	0.00	571.08	0.00	571.08
300-9250	BIDDY - OTHER SCHOOL ACTIVIIES	0.00	0.00	0.00	0.00	0.00	0.00	0.00	0.00
401-9021	AUXILIARY SERVICES	0.00	0.00	0.00	0.00	0.00	0.00	0.00	0.00
401-9219	ST PETER AUXILIARY FY18-FY19	2,101.36	0.00	0.00	0.00	0.00	2,101.36	0.00	2,101.36
401-9221	ST PETER AUXILIARY FY20 - FY21	29,217.26	0.00	57,802.76	2,454.71	25,926.70	61,093.32	29,730.36	31,362.96
439-9019	PUBLIC SCHOOL PRESCHOOL GRANT FY19	0.00	0.00	0.00	0.00	0.00	0.00	0.00	0.00
439-9020	PUBLIC SCHOOL PRESCHOOL GRANT FY20	0.00	0.00	661.54	0.00	661.54	0.00	0.00	0.00
439-9021	PUBLIC SCHOOL PRESCHOOL GRANT FY20	0.00	10,606.82	25,239.84	11,009.84	33,025.58	(7,785.74)	0.00	(7,785.74)
451-9020	PUBLIC SCHOOLS CONNECTIVITY	0.00	0.00	0.00	0.00	0.00	0.00	0.00	0.00
451-9021	PUBLIC SCHOOLS CONNECTIVITY	0.00	0.00	3,600.00	0.00	0.00	3,600.00	0.00	3,600.00
467-9020	STUDENT WELLNESS & SUPPORT RESTRICTED FUNDS	145,648.89	0.00	172,210.00	31,783.00	107,128.80	210,730.09	28,992.41	181,737.68
499-9019	SCHOOL SAFETY GRANT 2019	0.00	0.00	0.00	0.00	0.00	0.00	0.00	0.00
499-9020	MISCELLANEOUS STATE GRANT FUND	3,485.40	0.00	0.00	0.00	0.00	3,485.40	0.00	3,485.40
507-9021	ESSER	0.00	5,842.12	52,425.19	37,204.61	102,786.37	(50,361.18)	0.00	(50,361.18)
510-9021	CORONA RELIEF FUND	0.00	29,235.42	60,152.77	29,412.52	60,979.03	(826.26)	5,932.45	(6,758.71)
510-9121	BROADBAND OHIO CONNECTIVITY GRANT	0.00	25,328.60	25,328.60	2,194.90	27,523.50	(2,194.90)	1,375.97	(3,570.87)
516-9019	IDEA-B 2019 SPECIAL EDUCATION	0.00	0.00	0.00	0.00	0.00	0.00	0.00	0.00
516-9020	IDEA-B 2020 SPECIAL EDUCATION	0.00	0.00	57,131.75	0.00	57,131.75	0.00	0.00	0.00
516-9021	IDEA-B 2021 SPECIAL EDUCATION	0.00	83,591.27	83,591.27	34,816.71	109,127.09	(25,535.82)	0.00	(25,535.82)
516-9219	2019 6B IDEA RESTORATION GRANT	0.00	0.00	0.00	0.00	0.00	0.00	0.00	0.00
572-9019	TITLE I 2019 IMPROVING BASIC PROGRAMS	0.00	0.00	0.00	0.00	0.00	0.00	0.00	0.00

HURON CITY SCHOOL DISTRICT

Cash Summary Report

Full Account Code	Description	Initial Cash	MTD Received	FYTD Received	MTD Expended	FYTD Expended	Fund Balance	Encumbrance	Unencumbered Balance
572-9020	TITLE I 2020 IMPROVING BASIC PROGRAMS	\$ 0.00	\$ 0.00	\$ 29,426.62	\$ 0.00	\$ 29,426.62	\$ 0.00	\$ 746.14	\$ (746.14)
572-9021	TITLE I 2021 IMPROVING BASIC PROGRAMS	0.00	64,584.88	64,584.88	27,917.58	84,890.57	(20,305.69)	1,160.95	(21,466.64)
572-9220	TITLE I DISADVANTAGED CHILDREN	0.00	0.00	0.00	0.00	0.00	0.00	0.00	0.00
587-9019	IDEA 2019 EARLY CHILDHOOD SPECIAL EDUCATION	0.00	0.00	0.00	0.00	0.00	0.00	0.00	0.00
587-9020	IDEA 2020 EARLY CHILDHOOD SPECIAL EDUCATION	0.00	0.00	0.00	0.00	0.00	0.00	0.00	0.00
587-9021	IDEA 2021 EARLY CHILDHOOD SPECIAL EDUCATION	0.00	7,813.42	7,813.42	1,187.32	12,715.15	(4,901.73)	0.00	(4,901.73)
590-0000	IMPROVING TEACHER QUALITY	0.00	0.00	0.00	0.00	0.00	0.00	0.00	0.00
590-9019	TITLE IIA 2019 IMPROVING TEACHER QUALITY	0.00	0.00	0.00	0.00	0.00	0.00	0.00	0.00
590-9020	IMPROVING TEACHER QUALITY	0.00	0.00	3,167.10	0.00	3,167.10	0.00	0.00	0.00
590-9021	IMPROVING TEACHER QUALITY	0.00	1,250.00	1,250.00	6,041.55	7,291.55	(6,041.55)	6,366.75	(12,408.30)
599-9019	TITLE IV 2019 STUDENT SUPPORT/ACA ENRICHMENT	0.00	0.00	0.00	0.00	0.00	0.00	0.00	0.00
599-9020	MISCELLANEOUS FED. GRANT FUND	0.00	0.00	940.13	0.00	940.13	0.00	0.00	0.00
599-9021	MISCELLANEOUS FED. GRANT FUND	0.00	2,723.78	2,723.78	1,188.22	3,564.02	(840.24)	0.00	(840.24)
Grand Total		\$ 5,427,057.00	\$ 615,792.22	\$ 8,331,907.58	\$ 1,875,669.31	\$ 9,871,554.79	\$ 3,887,409.79	\$ 2,120,811.45	\$ 1,766,598.34

Start Date: 12/01/2020

End Date: 12/31/2020

HURON CITY SCHOOL DISTRICT

Disbursement Summary Report

Reference Number	Check Number	Type	Date	Name	Vendor #	Status	Reconcile Date	Void Date	Amount
21172	6607	ACCOUNTS_PAYA BLE	12/14/2020	CAPITAL ONE PUBLIC FUNDING LLC	900039	RECONCILED	12/15/2020		\$ 5,880.43
21079	6608	PAYROLL	12/4/2020	HURON CITY SCHOOL DISTRICT		RECONCILED	12/15/2020		345,437.61
21080	6609	ACCOUNTS_PAYA BLE	12/3/2020	HURON CITY SCHOOLS FOR MEDICAR	900011	RECONCILED	12/15/2020		4,692.79
21173	6610	ACCOUNTS_PAYA BLE	12/14/2020	SCHOOL EMPLOYEES RETIREMENT	900023	RECONCILED	12/15/2020		2.93
21170	6611	ACCOUNTS_PAYA BLE	12/14/2020	GORDON FOOD SERVICE INC	900040	RECONCILED	12/15/2020		3,301.02
21171	6612	ACCOUNTS_PAYA BLE	12/14/2020	OHIO SCHOOLS COUNCIL	900006	RECONCILED	12/15/2020		272.50
21175	6613	ACCOUNTS_PAYA BLE	12/14/2020	VISION SERVICE PLAN - OH	22028	RECONCILED	12/15/2020		20.87
21174	6614	ACCOUNTS_PAYA BLE	12/14/2020	HURON EMPLOYEE INSURANCE	900009	RECONCILED	12/15/2020		153,267.89
21177	6615	ACCOUNTS_PAYA BLE	12/15/2020	OHIO SCHOOLS COUNCIL	900006	RECONCILED	12/22/2020		435.00
21179	6616	ACCOUNTS_PAYA BLE	12/15/2020	VISION SERVICE PLAN	900028	RECONCILED	12/22/2020		1,863.26
21178	6617	ACCOUNTS_PAYA BLE	12/15/2020	SCHOOL EMPLOYEES RETIREMENT	900023	RECONCILED	12/22/2020		15.08
21221	6618	ACCOUNTS_PAYA BLE	12/18/2020	CAPITAL ONE EQUIPMENT FINANCE	900004	RECONCILED	12/22/2020		139,725.00
21222	6619	ACCOUNTS_PAYA BLE	12/18/2020	SCHOOL EMPLOYEES RETIREMENT	900023	RECONCILED	12/22/2020		22.61
21180	6620	PAYROLL	12/15/2020	HURON CITY SCHOOL DISTRICT		RECONCILED	12/22/2020		359,049.59
21223	6621	ACCOUNTS_PAYA BLE	12/18/2020	HURON CITY SCHOOLS FOR MEDICAR	900011	RECONCILED	12/22/2020		4,861.72
21220	6622	ACCOUNTS_PAYA BLE	12/18/2020	BWC	2521	RECONCILED	12/22/2020		20,516.00
21249	6623	ACCOUNTS_PAYA BLE	12/16/2020	GORDON FOOD SERVICE INC	900040	RECONCILED	12/29/2020		4,030.54
21248	6624	ACCOUNTS_PAYA BLE	12/29/2020	AMERICAN FIDELITY ASSURANCE CO	900013	RECONCILED	12/29/2020		5,886.96
21244	6625	PAYROLL	12/28/2020	HURON CITY SCHOOL		RECONCILED	12/29/2020		348,699.69

Start Date: 12/01/2020

End Date: 12/31/2020

HURON CITY SCHOOL DISTRICT

Disbursement Summary Report

Reference Number	Check Number	Type	Date	Name	Vendor #	Status	Reconcile Date	Void Date	Amount
21247	6626	ACCOUNTS_PAYA BLE	12/29/2020	DISTRICT HURON CITY SCHOOLS FOR MEDICAR	900011	RECONCILED	12/29/2020		\$ 4,961.97
21246	6627	ACCOUNTS_PAYA BLE	12/29/2020	STATE TEACHERS RETIREMENT	900001	RECONCILED	12/29/2020		88,528.00
21245	6628	ACCOUNTS_PAYA BLE	12/29/2020	SCHOOL EMPLOYEES RETIREMENT	900002	RECONCILED	12/29/2020		24,962.00
21250	6630	ACCOUNTS_PAYA BLE	12/31/2020	SCHOOL EMPLOYEES RETIREMENT	900023	OUTSTANDING			84.04
21083	107219	ACCOUNTS_PAYA BLE	12/3/2020	BRICKER & ECKLER, LLP	423	RECONCILED	12/31/2020		2,923.50
21092	107220	ACCOUNTS_PAYA BLE	12/3/2020	RIDDELL/ ALL AMERICAN SPORTS	1064	RECONCILED	12/31/2020		2,253.80
21084	107221	ACCOUNTS_PAYA BLE	12/3/2020	FRANKLIN SANITATION LLC	6010	RECONCILED	12/31/2020		887.50
21087	107222	ACCOUNTS_PAYA BLE	12/3/2020	FIRELANDS REGIONAL MED CTR	6045	RECONCILED	12/31/2020		3,785.60
21090	107223	ACCOUNTS_PAYA BLE	12/3/2020	CORNELL'S FOODS INC	8261	RECONCILED	12/31/2020		9.80
21091	107224	ACCOUNTS_PAYA BLE	12/3/2020	SAN BAY COMPANY	19005	VOID		12/3/2020	156.72
21088	107225	ACCOUNTS_PAYA BLE	12/3/2020	JULIAN & GRUBE INC	20071	RECONCILED	12/31/2020		3,967.00
21089	107226	ACCOUNTS_PAYA BLE	12/3/2020	OHSAA	300380	RECONCILED	12/31/2020		125.00
21085	107227	ACCOUNTS_PAYA BLE	12/3/2020	HPC	302162	RECONCILED	12/31/2020		875.00
21086	107228	ACCOUNTS_PAYA BLE	12/3/2020	REBMAN SYSTEMS INC	302919	RECONCILED	12/31/2020		2,495.00
21082	107229	ACCOUNTS_PAYA BLE	12/3/2020	JULIE LENNER- MCDONALD	303113	RECONCILED	12/31/2020		29.99
21081	107230	ACCOUNTS_PAYA BLE	12/3/2020	TOFT DAIRY INC	600014	RECONCILED	12/31/2020		834.67
21093	107231	ACCOUNTS_PAYA BLE	12/4/2020	LUCKY STONE PROMOTIONS, LTD	303036	RECONCILED	12/31/2020		1,219.62
21094	107232	ACCOUNTS_PAYA BLE	12/4/2020	CARDMEMBER SERVICES	300680	RECONCILED	12/31/2020		1,722.00
21095	107233	ACCOUNTS_PAYA BLE	12/9/2020	AMERICAN EXPRESS	300290	RECONCILED	12/9/2020		3,130.46
21113	107234	ACCOUNTS_PAYA BLE	12/9/2020	ABBOTT MECHANICAL SERVICES	302671	RECONCILED	12/31/2020		1,301.90

Start Date: 12/01/2020

End Date: 12/31/2020

HURON CITY SCHOOL DISTRICT

Disbursement Summary Report

Reference Number	Check Number	Type	Date	Name	Vendor #	Status	Reconcile Date	Void Date	Amount
21101	107235	ACCOUNTS_PAYA BLE	12/9/2020	ATHENA CREATIVE	302978	VOID		12/15/2020	\$ 350.00
21114	107236	ACCOUNTS_PAYA BLE	12/9/2020	BAY AREA YOUTH BASKETBALL LEAGUE	303220	OUTSTANDING			100.00
21100	107237	ACCOUNTS_PAYA BLE	12/9/2020	JORDAN BOWERS	302668	RECONCILED	12/31/2020		190.00
21097	107238	ACCOUNTS_PAYA BLE	12/9/2020	BSN SPORTS, LLC	301544	RECONCILED	12/28/2020		551.40
21112	107239	ACCOUNTS_PAYA BLE	12/9/2020	CAR PARTS WAREHOUSE LOCKBOX	302714	RECONCILED	12/31/2020		92.11
21098	107240	ACCOUNTS_PAYA BLE	12/9/2020	CDW GOVERNMENT INC	3120	RECONCILED	12/31/2020		30,681.60
21115	107241	ACCOUNTS_PAYA BLE	12/9/2020	CHEMICAL SERVICE & SUPPLIES	3442	RECONCILED	12/31/2020		269.50
21096	107242	ACCOUNTS_PAYA BLE	12/9/2020	CINTAS CORPORATION LOC. 318	3492	RECONCILED	12/31/2020		98.59
21116	107243	ACCOUNTS_PAYA BLE	12/9/2020	CHRISTINE DANHOFF	303396	RECONCILED	12/31/2020		300.00
21111	107244	ACCOUNTS_PAYA BLE	12/9/2020	ERIE COUNTY	5083	RECONCILED	12/31/2020		144.38
21104	107245	ACCOUNTS_PAYA BLE	12/9/2020	HURON ACE HARDWARE	3213	RECONCILED	12/31/2020		46.71
21117	107246	ACCOUNTS_PAYA BLE	12/9/2020	TIM LAMB	302767	RECONCILED	12/31/2020		567.12
21105	107247	ACCOUNTS_PAYA BLE	12/9/2020	PAMELA MCVEAGH-LALLY	303221	RECONCILED	12/31/2020		437.50
21109	107248	ACCOUNTS_PAYA BLE	12/9/2020	NOBIL'S SPORTS AND TROPHIES	301184	RECONCILED	12/31/2020		514.00
21110	107249	ACCOUNTS_PAYA BLE	12/9/2020	PERKINS LOCAL SCHOOL	16053	RECONCILED	12/31/2020		187.65
21099	107250	ACCOUNTS_PAYA BLE	12/9/2020	RACHEL WIXEY AND ASSOCIATES LLC	302958	RECONCILED	12/31/2020		2,472.43
21108	107251	ACCOUNTS_PAYA BLE	12/9/2020	S & H BLINDS & FLOORS	301569	RECONCILED	12/31/2020		5,240.13
21102	107252	ACCOUNTS_PAYA BLE	12/9/2020	SUNRISE COOPERATIVE	19664	RECONCILED	12/9/2020		4,603.58
21106	107253	ACCOUNTS_PAYA BLE	12/9/2020	TOFT DAIRY INC	600014	RECONCILED	12/31/2020		284.37
21107	107254	ACCOUNTS_PAYA BLE	12/9/2020	Keith Fabor	20089	RECONCILED	12/9/2020		164.00
21103	107255	ACCOUNTS_PAYA BLE	12/9/2020	USI Insurance Services National,	303304	RECONCILED	12/31/2020		18.00

Start Date: 12/01/2020

End Date: 12/31/2020

HURON CITY SCHOOL DISTRICT

Disbursement Summary Report

Reference Number	Check Number	Type	Date	Name	Vendor #	Status	Reconcile Date	Void Date	Amount
				Inc					
21120	107256	ACCOUNTS_PAYA BLE	12/10/2020	AMERICAN INSTITUTE OF RESUSCITATION	303153	RECONCILED	12/31/2020		\$ 200.00
21137	107257	ACCOUNTS_PAYA BLE	12/10/2020	BARNES NURSERY INC	2004	RECONCILED	12/31/2020		15.00
21151	107258	ACCOUNTS_PAYA BLE	12/10/2020	BAY AREA GAS CONSORTIUM	2529	RECONCILED	12/31/2020		3,732.79
21122	107259	ACCOUNTS_PAYA BLE	12/10/2020	BREWER-GARRETT	302975	RECONCILED	12/31/2020		4,002.00
21138	107260	ACCOUNTS_PAYA BLE	12/10/2020	BRICKER & ECKLER, LLP	423	RECONCILED	12/31/2020		1,263.64
21141	107261	ACCOUNTS_PAYA BLE	12/10/2020	CENTURYLINK	302858	RECONCILED	12/31/2020		1,914.32
21124	107262	ACCOUNTS_PAYA BLE	12/10/2020	COMDOC INC	302954	RECONCILED	12/31/2020		399.00
21139	107263	ACCOUNTS_PAYA BLE	12/10/2020	CORNELL'S FOODS INC	8261	RECONCILED	12/31/2020		34.07
21118	107264	ACCOUNTS_PAYA BLE	12/10/2020	DANA FANTOZZ-SKAVNAK	6169	RECONCILED	12/31/2020		43.70
21127	107265	ACCOUNTS_PAYA BLE	12/10/2020	EDUCATIONAL SERVICE CENTER OF	303213	RECONCILED	12/31/2020		120.00
21147	107266	ACCOUNTS_PAYA BLE	12/10/2020	ENVIRONMENTA L WATER	301181	RECONCILED	12/31/2020		75.00
21145	107267	ACCOUNTS_PAYA BLE	12/10/2020	ESC OF LORAIN COUNTY	6035	RECONCILED	12/31/2020		710.56
21133	107268	ACCOUNTS_PAYA BLE	12/10/2020	FIRELANDS CORPORATE HEALTH CTR	6202	RECONCILED	12/31/2020		75.00
21119	107269	ACCOUNTS_PAYA BLE	12/10/2020	HAMMER-HUBER'S INC	302107	RECONCILED	12/31/2020		148.95
21149	107270	ACCOUNTS_PAYA BLE	12/10/2020	KENNETH A WALTERS	301441	RECONCILED	12/31/2020		48.89
21128	107271	ACCOUNTS_PAYA BLE	12/10/2020	LXP LIMITED	303226	OUTSTANDING			50.00
21131	107272	ACCOUNTS_PAYA BLE	12/10/2020	NCS PEARSON INC	301035	RECONCILED	12/28/2020		170.00
21134	107273	ACCOUNTS_PAYA BLE	12/10/2020	NORTH CENTRAL OHIO EDUCATIONAL	300816	RECONCILED	12/31/2020		983.33
21130	107274	ACCOUNTS_PAYA BLE	12/10/2020	NORTH POINT EDUCATIONAL	5011	RECONCILED	12/31/2020		3,421.30
21135	107275	ACCOUNTS_PAYA BLE	12/10/2020	OHIO EDISON COMPANY	15004	RECONCILED	12/31/2020		52.49
21132	107276	ACCOUNTS_PAYA BLE	12/10/2020	PANERA BREAD	302016	RECONCILED	12/31/2020		64.57
21126	107277	ACCOUNTS_PAYA	12/10/2020	POINT SPRING &	16633	RECONCILED	12/31/2020		33.39

Start Date: 12/01/2020

End Date: 12/31/2020

HURON CITY SCHOOL DISTRICT

Disbursement Summary Report

Reference Number	Check Number	Type	Date	Name	Vendor #	Status	Reconcile Date	Void Date	Amount
21136	107278	BLE ACCOUNTS_PAYA BLE	12/10/2020	DRIVESHAFT CO RACHEL WIXEY AND ASSOCIATES LLC	302958	RECONCILED	12/31/2020		\$ 589.96
21121	107279	BLE ACCOUNTS_PAYA BLE	12/10/2020	REPUBLIC SERVICES #263	302029	RECONCILED	12/15/2020		2,429.31
21129	107280	BLE ACCOUNTS_PAYA BLE	12/10/2020	RETTIG MUSIC INC	13109	RECONCILED	12/31/2020		362.60
21146	107281	BLE ACCOUNTS_PAYA BLE	12/10/2020	RITA M MOSCIONI	13332	RECONCILED	12/31/2020		32.20
21150	107282	BLE ACCOUNTS_PAYA BLE	12/10/2020	SENECA LANES	301812	RECONCILED	12/31/2020		80.00
21140	107283	BLE ACCOUNTS_PAYA BLE	12/10/2020	STEVEN MYERS	13042	OUTSTANDING			36.80
21142	107284	BLE ACCOUNTS_PAYA BLE	12/10/2020	TAMMY THOMAS	300815	OUTSTANDING			4.60
21123	107285	BLE ACCOUNTS_PAYA BLE	12/10/2020	TOFT DAIRY INC	600014	RECONCILED	12/31/2020		598.89
21144	107286	BLE ACCOUNTS_PAYA BLE	12/10/2020	TYLER MEES	303406	OUTSTANDING			19.55
21148	107287	BLE ACCOUNTS_PAYA BLE	12/10/2020	VICTORIA J MEADOWS	14002	RECONCILED	12/31/2020		36.80
21125	107288	BLE ACCOUNTS_PAYA BLE	12/10/2020	VINSON GROUP, LLC	303174	OUTSTANDING			6,633.33
21143	107289	BLE ACCOUNTS_PAYA BLE	12/10/2020	WHITE HOUSE ARTESIAN SPRINGS	23058	RECONCILED	12/31/2020		17.75
21153	107290	REFUND	12/11/2020	BETH BECK	303417	RECONCILED	12/31/2020		21.15
21156	107291	REFUND	12/11/2020	ROGER BLEVINS	2581	RECONCILED	12/31/2020		275.00
21166	107292	REFUND	12/11/2020	MARIA FRY	303351	RECONCILED	12/31/2020		275.00
21168	107293	REFUND	12/11/2020	ANGELA GRESH	303420	RECONCILED	12/31/2020		275.00
21152	107294	REFUND	12/11/2020	MICHAEL HUDDLESTON	301996	RECONCILED	12/31/2020		134.25
21164	107295	REFUND	12/11/2020	MR OR MRS WILLIAM KAMINSKI	301081	RECONCILED	12/31/2020		275.00
21159	107296	REFUND	12/11/2020	JAMES KLAIBER	302418	RECONCILED	12/31/2020		275.00
21155	107297	REFUND	12/11/2020	KIRSTA LAGANDO	303317	RECONCILED	12/31/2020		275.00
21165	107298	REFUND	12/11/2020	STEVE PETEE	302654	RECONCILED	12/31/2020		275.00
21167	107299	REFUND	12/11/2020	AMY PETERESON	303419	RECONCILED	12/31/2020		275.00
21162	107300	REFUND	12/11/2020	SARAH SOLBERG	303178	RECONCILED	12/31/2020		275.00
21163	107301	REFUND	12/11/2020	JAMES STEFANO	303379	OUTSTANDING			275.00
21160	107302	REFUND	12/11/2020	RAY VACCA	301475	RECONCILED	12/31/2020		275.00
21154	107303	REFUND	12/11/2020	DAVID WALLS	303418	RECONCILED	12/31/2020		275.00
21158	107304	REFUND	12/11/2020	JESSICA	303341	RECONCILED	12/31/2020		275.00

Start Date: 12/01/2020

End Date: 12/31/2020

HURON CITY SCHOOL DISTRICT

Disbursement Summary Report

Reference Number	Check Number	Type	Date	Name	Vendor #	Status	Reconcile Date	Void Date	Amount
				WARNIKE					
21161	107305	REFUND	12/11/2020	JENNIFER WILL	302349	OUTSTANDING			\$ 275.00
21157	107306	REFUND	12/11/2020	MELISSA WINNESTAFFER	303385	RECONCILED	12/31/2020		275.00
21169	107307	REFUND	12/11/2020	BRIAN WITHROW	303421	RECONCILED	12/31/2020		275.00
21176	107308	ACCOUNTS_PAYA BLE	12/15/2020	CYNTHIA BROWN	302978	RECONCILED	12/31/2020		350.00
21187	107309	ACCOUNTS_PAYA BLE	12/17/2020	OHIO ASSOCIATION OF	5066	OUTSTANDING			100.00
21208	107310	ACCOUNTS_PAYA BLE	12/17/2020	AEDpeople.com	302511	OUTSTANDING			428.40
21189	107311	ACCOUNTS_PAYA BLE	12/17/2020	APPLE COMPUTER INC	1313	RECONCILED	12/31/2020		16,586.00
21201	107312	ACCOUNTS_PAYA BLE	12/17/2020	BAYSHORE COUNSELING SERVICES	2551	RECONCILED	12/31/2020		15,000.00
21184	107313	ACCOUNTS_PAYA BLE	12/17/2020	BUCKEYE BROADBAND, INC	303008	RECONCILED	12/31/2020		135.63
21200	107314	ACCOUNTS_PAYA BLE	12/17/2020	CAR PARTS WAREHOUSE LOCKBOX	302714	RECONCILED	12/31/2020		209.40
21194	107315	ACCOUNTS_PAYA BLE	12/17/2020	CDW GOVERNMENT INC	3120	RECONCILED	12/31/2020		5,544.21
21198	107316	ACCOUNTS_PAYA BLE	12/17/2020	CEDAR LANES	301763	RECONCILED	12/31/2020		80.00
21181	107317	ACCOUNTS_PAYA BLE	12/17/2020	CINTAS CORPORATION LOC. 318	3492	RECONCILED	12/31/2020		31.93
21202	107318	ACCOUNTS_PAYA BLE	12/17/2020	COMDOC INC	302968	RECONCILED	12/31/2020		5,727.69
21196	107319	ACCOUNTS_PAYA BLE	12/17/2020	CORNELL'S FOODS INC	8261	RECONCILED	12/31/2020		28.97
21205	107320	ACCOUNTS_PAYA BLE	12/17/2020	CUMMINS BRIDGEWAY LLC	3478	RECONCILED	12/22/2020		770.00
21195	107321	ACCOUNTS_PAYA BLE	12/17/2020	EDUCATIONAL SERVICE CENTER OF	303213	RECONCILED	12/31/2020		6,495.00
21186	107322	ACCOUNTS_PAYA BLE	12/17/2020	ERIE COUNTY	5083	RECONCILED	12/31/2020		7,971.88
21191	107323	ACCOUNTS_PAYA BLE	12/17/2020	FOCUSED FITNESS LLC	303391	OUTSTANDING			548.99
21188	107324	ACCOUNTS_PAYA BLE	12/17/2020	JIM'S PIZZA BOX II	10092	RECONCILED	12/31/2020		260.00
21206	107325	ACCOUNTS_PAYA BLE	12/17/2020	JOHN DEERE FINANCIAL	302479	OUTSTANDING			239.97
21190	107326	ACCOUNTS_PAYA	12/17/2020	NORTH POINT	5011	RECONCILED	12/31/2020		9,540.42

Start Date: 12/01/2020

End Date: 12/31/2020

HURON CITY SCHOOL DISTRICT

Disbursement Summary Report

Reference Number	Check Number	Type	Date	Name	Vendor #	Status	Reconcile Date	Void Date	Amount
21207	107327	BLE ACCOUNTS_PAYA	12/17/2020	EDUCATIONAL OASSA	15032	RECONCILED	12/31/2020		\$ 295.00
21193	107328	BLE ACCOUNTS_PAYA	12/17/2020	OHIO EDISON COMPANY	15004	RECONCILED	12/31/2020		2,003.64
21209	107329	BLE ACCOUNTS_PAYA	12/17/2020	OHIO EDISON COMPANY	15005	RECONCILED	12/31/2020		8,780.30
21183	107330	BLE ACCOUNTS_PAYA	12/17/2020	RACHEL WIXEY AND ASSOCIATES LLC	302958	RECONCILED	12/31/2020		1,440.69
21182	107331	BLE ACCOUNTS_PAYA	12/17/2020	SC STRATEGIC SOLUTIONS	301386	OUTSTANDING			5,928.64
21203	107332	BLE ACCOUNTS_PAYA	12/17/2020	SHRADER TIRE & OIL INC	19881	RECONCILED	12/31/2020		1,069.00
21199	107333	BLE ACCOUNTS_PAYA	12/17/2020	SMETZER PAINT & SUPPLY LLC	300487	RECONCILED	12/31/2020		148.12
21204	107334	BLE ACCOUNTS_PAYA	12/17/2020	TIERNEY BROTHERS, INC.	302105	OUTSTANDING			3,495.25
21192	107335	BLE ACCOUNTS_PAYA	12/17/2020	TOFT DAIRY INC	600014	OUTSTANDING			877.59
21185	107336	BLE ACCOUNTS_PAYA	12/17/2020	VASU COMMUNICATIO NS INC	7155	RECONCILED	12/31/2020		641.21
21197	107337	BLE ACCOUNTS_PAYA	12/17/2020	VERIZON WIRELESS	22010	RECONCILED	12/31/2020		2,592.65
21217	107338	BLE ACCOUNTS_PAYA	12/18/2020	CINTAS CORPORATION LOC. 318	3492	OUTSTANDING			31.93
21212	107339	BLE ACCOUNTS_PAYA	12/18/2020	NOECA	14132	RECONCILED	12/31/2020		40,522.00
21211	107340	BLE ACCOUNTS_PAYA	12/18/2020	TURNITIN	16657	OUTSTANDING			2,747.00
21216	107341	BLE ACCOUNTS_PAYA	12/18/2020	SHRADER TIRE & OIL INC	19881	RECONCILED	12/31/2020		38.40
21215	107342	BLE ACCOUNTS_PAYA	12/18/2020	SMETZER PAINT & SUPPLY LLC	300487	RECONCILED	12/31/2020		41.65
21214	107343	BLE ACCOUNTS_PAYA	12/18/2020	S & H BLINDS & FLOORS	301569	RECONCILED	12/31/2020		11,488.00
21218	107344	BLE ACCOUNTS_PAYA	12/18/2020	CHELSEA TOMSON	302963	RECONCILED	12/31/2020		108.10
21210	107345	BLE ACCOUNTS_PAYA	12/18/2020	OG INSTRUCTION	303284	OUTSTANDING			4,800.00
21213	107346	BLE ACCOUNTS_PAYA	12/18/2020	TOFT DAIRY INC	600014	RECONCILED	12/31/2020		33.95
21219	107347	BLE ACCOUNTS_PAYA	12/18/2020	EASTBAY	301434	OUTSTANDING			1,470.00
21225	107348	BLE ACCOUNTS_PAYA	12/28/2020	AMERICAN EXPRESS	300290	RECONCILED	12/28/2020		119.88

Start Date: 12/01/2020

End Date: 12/31/2020

HURON CITY SCHOOL DISTRICT

Disbursement Summary Report

Reference Number	Check Number	Type	Date	Name	Vendor #	Status	Reconcile Date	Void Date	Amount
21224	107349	ACCOUNTS_PAYA BLE	12/28/2020	AMERICAN EXPRESS	300634	RECONCILED	12/28/2020		\$ 2,036.86
21226	107350	REFUND	12/28/2020	CRAIG PACK	301478	OUTSTANDING			526.00
21227	107351	REFUND	12/28/2020	EXECUTIVE CLEANERS	303061	OUTSTANDING			642.00
21228	107352	ACCOUNTS_PAYA BLE	12/28/2020	HURON PUBLIC LIBRARY	8036	OUTSTANDING			16,733.41
21233	107353	ACCOUNTS_PAYA BLE	12/28/2020	AGNES M SCHAFFER	301988	OUTSTANDING			44.28
21242	107354	ACCOUNTS_PAYA BLE	12/28/2020	BRICKER & ECKLER, LLP	423	OUTSTANDING			2,970.16
21240	107355	ACCOUNTS_PAYA BLE	12/28/2020	CAPITAL ONE COMMERCIAL	302854	OUTSTANDING			187.79
21231	107356	ACCOUNTS_PAYA BLE	12/28/2020	COCA-COLA BOTTLING CO	303116	OUTSTANDING			586.75
21232	107357	ACCOUNTS_PAYA BLE	12/28/2020	COLUMBIA GAS OF OHIO	3249	OUTSTANDING			1,721.41
21239	107358	ACCOUNTS_PAYA BLE	12/28/2020	DANA FANTOZZ- SKAVNAK	6169	OUTSTANDING			27.60
21237	107359	ACCOUNTS_PAYA BLE	12/28/2020	EXECUTIVE CLEANERS	303061	OUTSTANDING			338.00
21241	107360	ACCOUNTS_PAYA BLE	12/28/2020	MICHAEL LEMPONEN	302649	OUTSTANDING			71.32
21238	107361	ACCOUNTS_PAYA BLE	12/28/2020	POINT SPRING & DRIVESHAFT CO	16633	OUTSTANDING			70.99
21230	107362	ACCOUNTS_PAYA BLE	12/28/2020	RACHEL WIXEY AND ASSOCIATES LLC	302958	OUTSTANDING			5,178.75
21236	107363	ACCOUNTS_PAYA BLE	12/28/2020	STEPHEN CAMELLA	301971	OUTSTANDING			508.26
21234	107364	ACCOUNTS_PAYA BLE	12/28/2020	STEVEN MYERS	13042	OUTSTANDING			34.50
21229	107365	ACCOUNTS_PAYA BLE	12/28/2020	TELESYSTEM	301007	OUTSTANDING			916.46
21235	107366	ACCOUNTS_PAYA BLE	12/28/2020	VICTORIA J MEADOWS	14002	OUTSTANDING			27.60
21243	107367	ACCOUNTS_PAYA BLE	12/28/2020	SCHOOL EMPLOYEES RETIREMENT	900023	RECONCILED	12/28/2020		50.88
Grand Total									\$ 1,813,897.83



Huron City School District

Monthly Financial Report

Fiscal Year 2021 Revenue and Expenditure Activity Through December

Randy Drewyor
Treasurer/CFO



Table of Contents

FISCAL YEAR 2021 REVENUE AND EXPENDITURE ANALYSIS THROUGH DECEMBER	3
FISCAL YEAR 2021 MONTHLY REVENUE ANALYSIS - DECEMBER	4
FISCAL YEAR 2021 REVENUE ANALYSIS - JULY - DECEMBER	5
FISCAL YEAR 2021 MONTHLY EXPENDITURE ANALYSIS - DECEMBER	6
FISCAL YEAR 2021 EXPENDITURE ANALYSIS - JULY - DECEMBER	7

FISCAL YEAR 2021 REVENUE AND EXPENDITURE ANALYSIS THROUGH

1. ACTUAL COMPARED TO FORECAST VARIANCE AND NET FAVORABILITY ANALYSIS

CURRENT YEAR-TO-DATE
REVENUE COLLECTIONS
INDICATE A

\$21,927

UNFAVORABLE COMPARED TO
FORECAST

CURRENT YEAR-TO-DATE
EXPENDITURES INDICATE A

\$171,596

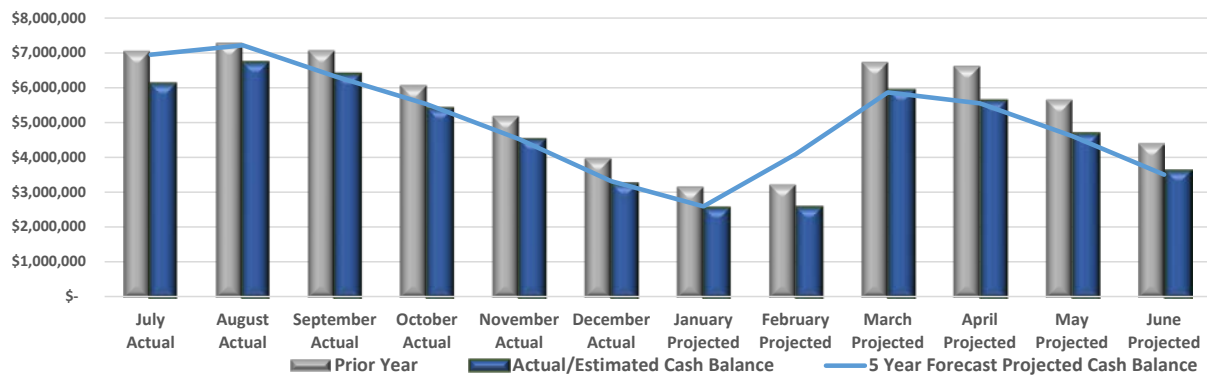
FAVORABLE COMPARED TO
FORECAST

POTENTIAL NET IMPACT
WOULD RESULT IN A

\$149,669

FAVORABLE IMPACT ON THE
CASH BALANCE

2. VARIANCE AND CASH BALANCE COMPARISON



DECEMBER CASH BALANCE IS

\$709,213

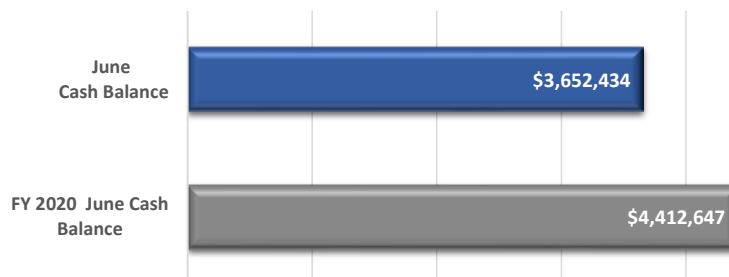
LESS THAN LAST DECEMBER

DECEMBER CASH BALANCE IS

\$149,669

MORE THAN THE FORECASTED
AMOUNT

3. FISCAL YEAR 2021 REVENUE SHORTFALL/SURPLUS ANALYSIS (BASED UPON ACTUAL/ESTIMATED VARIANCE)



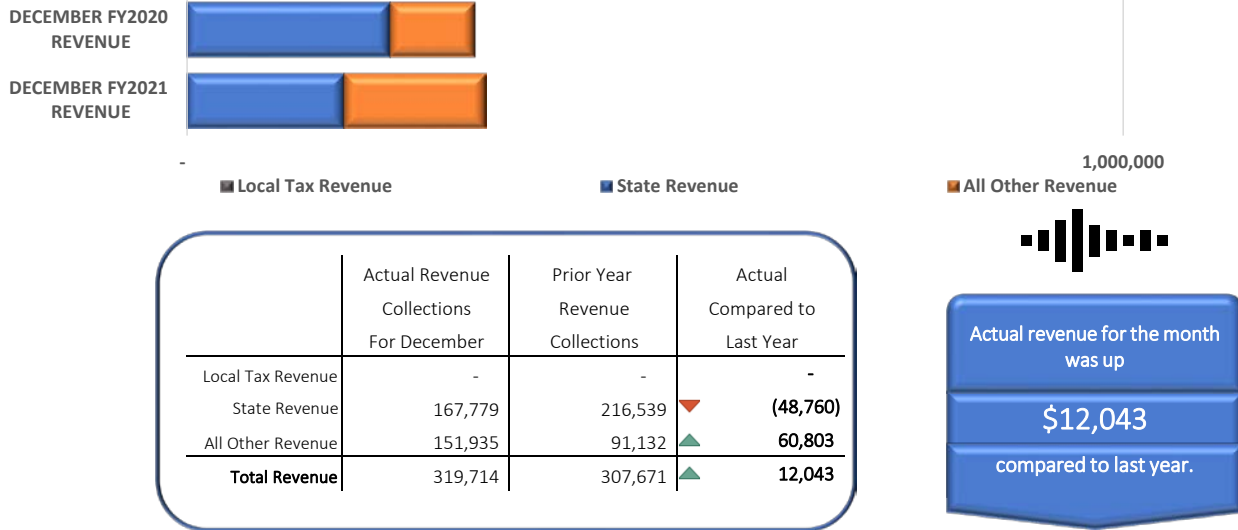
OPERATING DEFICIT OF

\$(760,213)

WILL DECREASE THE CASH BALANCE
BY THE END OF THE FISCAL YEAR

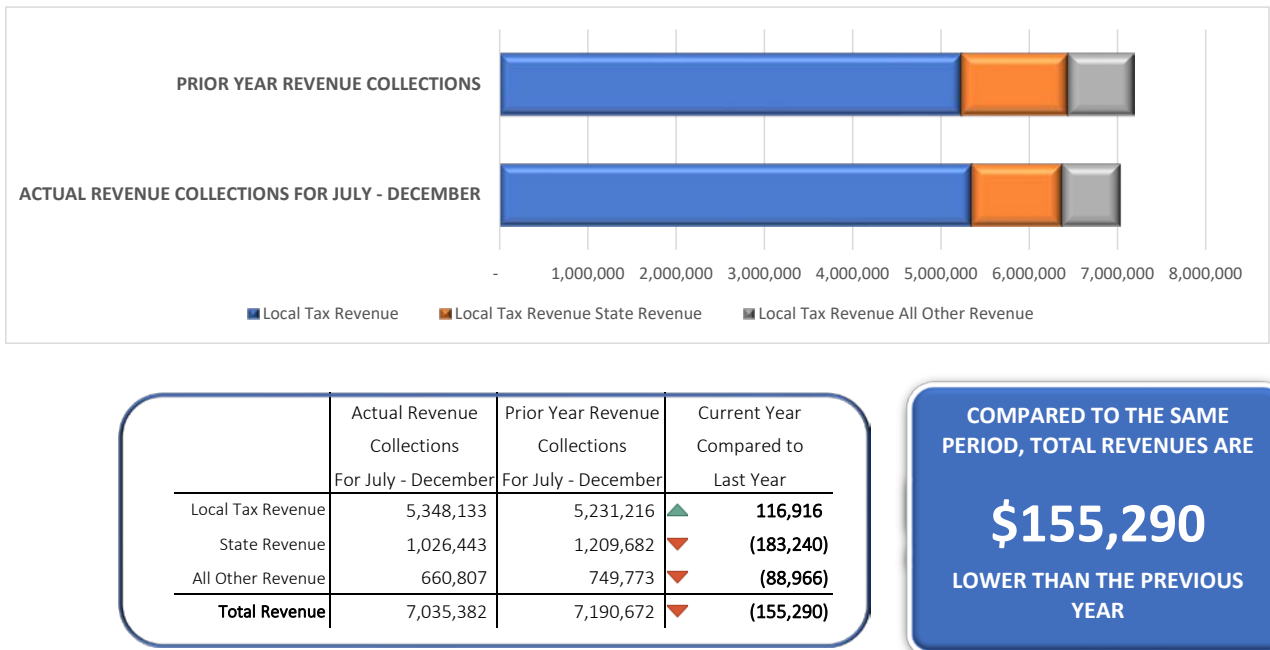
FISCAL YEAR 2021 MONTHLY REVENUE ANALYSIS - DECEMBER

1. DECEMBER REVENUE COLLECTIONS COMPARED TO PRIOR YEAR



Positive revenue due to BWC dividend check of about about \$73,000. State revenue down as predicted year over year.

2. ACTUAL REVENUE RECEIVED THROUGH DECEMBER COMPARED TO THE PRIOR YEAR



State unrestricted aid and loss of interest revenue is causing the year over year decrease.

FISCAL YEAR 2021 REVENUE ANALYSIS - JULY - DECEMBER

3. POSSIBLE CASH FLOW VARIANCE FROM FORECAST DUE TO FYTD ACTUAL RESULTS

**CURRENT YEAR-TO-DATE REVENUE
COLLECTIONS INDICATE A**

\$21,927

**UNFAVORABLE COMPARED TO
FORECAST**

	Forecast Annual Revenue Estimates	Cash Flow Actual/Estimated Calculated Annual Amount	Current Year Forecast Compared to Actual/Estimated
Local Tax Revenue	12,068,509	12,108,328	39,819
State Revenue	2,096,957	2,060,528	(36,429)
All Other Revenue	1,459,782	1,434,466	(25,316)
Total Revenue	15,625,248	15,603,321	(21,927)

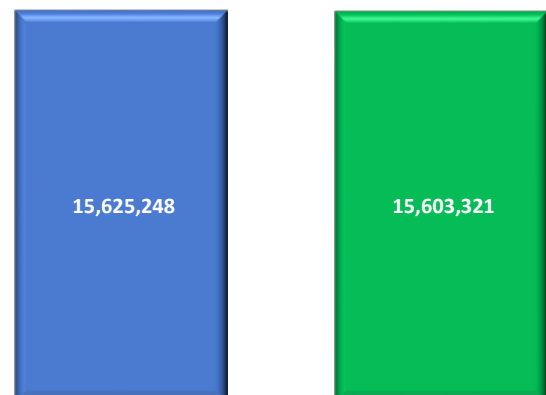
The district's current cash flow, both actual and estimated indicate a unfavorable variance of \$21,927

Interest revenue and unrestricted aid forecast will be adjusted to reflect current economic situation.

4. REVENUE VARIANCE ANALYSIS OF POTENTIAL IMPACT

Results through December indicate that Fiscal Year 2021 actual/estimated revenue could total \$15,603,321, a unfavorable variance of \$21,927 compared to the annual forecast total revenue. This means the forecast cash balance could be reduced.

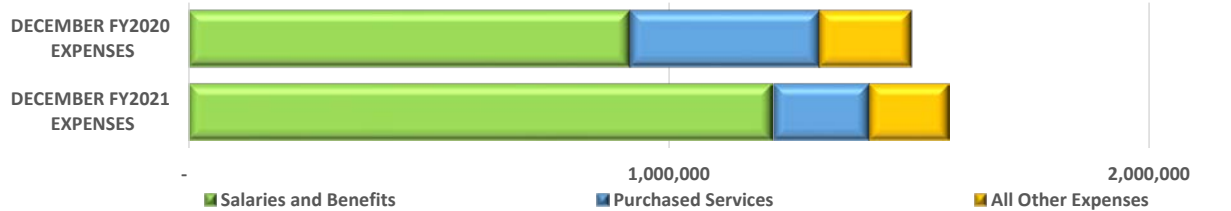
Comparison of 5 Year Forecast Total Revenue with Actual + Estimated Monthly Cash Flow



2021 5-Year Forecast Total Revenue July - December Actual Revenue
Collected To-date plus January -
June Estimated Revenue Collections

FISCAL YEAR 2021 MONTHLY EXPENDITURE ANALYSIS - DECEMBER

1. DECEMBER EXPENDITURES COMPARED TO PRIOR YEAR



	Actual Expenses For December	Prior Year Expenditure Incurred	Actual Compared to Last Year
Salaries and Benefits	1,215,507	918,122	▲ 297,386
Purchased Services	200,290	394,486	▼ (194,196)
All Other Expenses	166,502	191,376	▼ (24,874)
Total Expenditures	1,582,300	1,503,983	▲ 78,316

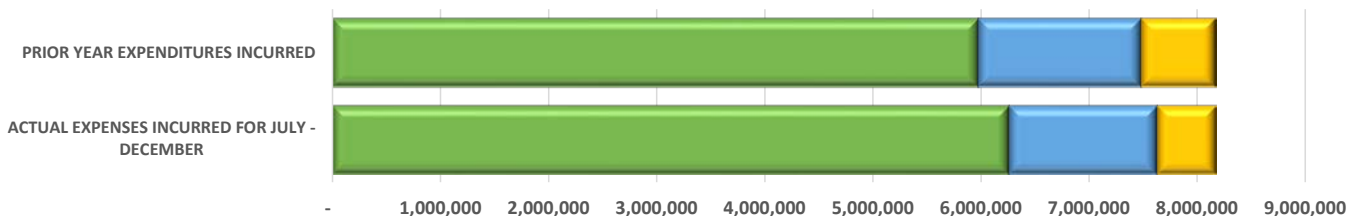
Actual expenses for the month was up

\$78,316

compared to last year.

December had a third pay which caused the increase year over year.

2. ACTUAL EXPENSES INCURRED THROUGH DECEMBER COMPARED TO THE PRIOR YEAR



	Actual Expenses For July - December	Prior Year Expenditures Incurred	Actual Compared to Last Year
Salaries and Benefits	6,258,424	5,974,245	▲ 284,179
Purchased Services	1,368,745	1,507,721	▼ (138,975)
All Other Expenses	543,088	682,105	▼ (139,017)
Total Expenditures	8,170,257	8,164,071	▲ 6,186

Compared to the same period, total expenditures are

\$6,186

higher than the previous year

FISCAL YEAR 2021 EXPENDITURE ANALYSIS - JULY - DECEMBER

3. POSSIBLE CASH FLOW VARIANCE FROM FORECAST DUE TO FYTD ACTUAL RESULTS

**CURRENT YEAR-TO-DATE
EXPENDITURES INDICATE A**

\$171,596

**FAVORABLE COMPARED TO
FORECAST**

	Forecasted Annual Expenses	Cash Flow Actual/Estimated Calculated Annual Amount	Forecasted amount compared to Actual/Estimated
Salaries and Benefits	11,843,065	12,061,274	▲ 218,209
Purchased Services	3,521,328	3,356,547	▼ (164,780)
All Other Expenses	1,170,738	945,713	▼ (225,025)
Total Expenditures	16,535,130	16,363,534	▼ (171,596)

The district's current cash flow, both actual and estimated expenditures indicate a favorable variance of \$171,596.

Forecast spending will be adjusted if the current trend continues.

4. EXPENDITURE VARIANCE ANALYSIS OF POTENTIAL IMPACT

Results through December indicate that Fiscal Year 2021 actual/estimated expenditures could total \$16,363,534 which has a favorable expenditure variance of \$171,596. This means the forecast cash balance could be improved.

Comparison of 5 Year Forecast Total
Expenditures with Actual + Estimated
Monthly Cash Flow

